

Frequently Asked Questions



At Built for Adventure, we craft high-end adventure

Travel is as unique as the individual, and we understand that there is no one-size-fits-all solution. We're here to listen, collaborate, design, and create a van that is uniquely yours, ensuring every journey is as comfortable and effortless as it is memorable. Our vans are not just built; they are crafted with care and built to stand the test of time and distance.

Embarking on a van conversion journey is an exciting venture, filled with endless possibilities and ideas. Our commitment to quality and meticulous nature ensures that your vehicle is transformed into a sanctuary, tailored to your adventurous spirit.

This FAQ section is designed to navigate you through the most common inquiries we receive, offering some insight into our process, craftsmanship, and the services we provide.




Frequently Asked Questions

Build Costs:

Being custom builders, each build is quoted individually which takes time. All factors such as electrical systems, plumbing, and design intricacies influence the cost. It's important to note that our pricing model looks at builds as a package, determined by the inclusions and material choices a client makes through the design process. To offer some insight, we put together a [Price Guide](#) detailing our minimum conversion requirements and the starting prices for these based on the average vehicle build sizes.

Choosing the Right Van:

We work on all makes and models of vehicles but we do recommend you test drive multiple options before making your choice. Every van feels different, and even models boasting similar features can have varied specifications. Key considerations include height preferences, indispensable amenities, driving comfort, vehicle payload, the locations of service centers for the manufacturer and the ease of sourcing parts. We can assist in guiding you towards the right size of vehicle to suit your requirements but the decision is yours.



Frequently Asked Questions

Duration of the Build:

Build times can range from six weeks to several months, based on the specifics of the conversion. We also factor in time for essential checks, testing, engineering compliance, certification and road authority approvals. Once we have an understanding of your desired build and its requirements, we can provide you with an estimated timeline for your project.

Waiting Period:

We only work on 6-8 custom vans annually and engage in comprehensive consultation with our clients from start to finish (and beyond!). Typically, our booking horizon is 2-3 months in advance of the physical start date with initial consultations ranging from 6-18 months prior to that.




Frequently Asked Questions

Experiencing Van Life:

If you're new to van life, consider renting a converted campervan for an experiential venture. Platforms like Camplify can help. A trial of this nature should offer you great insights into your preferences for van travel. From time to time, we also have a van listed for rent.

Is the Customisation Process Difficult?

Opting out of a custom conversion might seem like an easier route. However, a one-size-fits-all campervan or motorhome might not cater to your unique needs or travel aspirations. The design process is extensive to ensure all ideas and decisions are captured but we are always happy to offer our expertise to help determine the best solutions for you or, simply, provide you with a recommended layout and inclusion package. The beauty of a custom-built van lies in its alignment with your vision, ensuring comfort and utility.



Frequently Asked Questions

Additional Installations:

When it comes to modifying a vehicle, there are rules in place that we need to follow. If you're looking for a partial fit-out, there are some items we can assist with, these include the supply and installation of products such as vents, awnings, roof racks and electrical systems.

We do offer installations like extra seating, working alongside engineers for certification, ensuring compliance with regulations.

What we can't help with in a partial capacity though, is any structural components including floor, walls, ceiling or cabinets as these fall under the vehicle modification code. This means we don't undertake these works without completing a full conversion alongside our engineer, which requires the vehicle to be in our workshop for the full length of its conversion from cargo van to registered campervan.




Frequently Asked Questions

Need Advice for Self-Building?

Book an appointment to visit us at our Torquay workshop where we offer many of the products we use in our builds through our retail service. We can put together a package for you and your planned build.

Handling Interstate Projects:

For clients from other states, it is possible to arrange courier services for your van. Alternatively, if you personally drop off the van, we can provide a complimentary airport transfer. We work with engineers who have credentials in most Australian states. For the states we do not yet have engineers in, we can, and will, find and liaise together with our current engineer and contacts to locate an engineer based in your 'home-state' as well as the relevant road authorities ensuring approval prior to handover.




Building with Built for Adventure

The first step to help us understand what's important to you in your build is the Build Questionnaire. Once this has been completed, we can then meet via phone, Zoom or in person to discuss your vision, priorities and budget. We welcome people to schedule meetings at our workshop so you can see the quality and craftsmanship of our builds first hand.




The next step is our Drawings and Design Package, which we usually begin around 6 months out from our next build start date (pending your vehicles projected arrival date), where we take your vision to the planning stage. This enables us to deliver a more complete picture of what your custom creation will look like and provide an educated price estimate. The cost of this package comes off the total cost of your van build.

Should you require further assistance or wish to delve into specific aspects of your van conversion, please feel free to reach out to us at hello@builtforadventure.com.au or via our [website enquiry form](#).



BUILT FOR ADVENTURE



Built For Adventure
Built For You